



Cliffside Villages at Waipio AOA Newsletter Issue 2015-02 Monday, February 02, 2015

Hau'oli la Ho'omana'o ! Happy Birth Day!

To all of our home owners/residents who are celebrating their birthday in the month of February!

AOAO CLIFFSIDE VILLAGES AT WAIPIO

NOTICE OF BOARD OF DIRECTORS MEETING

Date: Monday, February 17, 2015
Time: 6:30 p.m.
Place: Off Site, WCA- Conference Room
94-970 Pakela Street, Waipahu HI 96797 (Pass Waikele Shopping Center)

By Call of President, Gordon K. C. Moore

If you have a specific item of business or concern you would like the Board to review or consider, please send your **WRITTEN** request to:

**Hawaiiana Management, Co., Ltd., Attention: Venissa Ah Sam, Management Executive
711 Kapiolani Blvd., Ste. 700, Honolulu, HI 96813
Fax: (808) 593-6333 or email: venissa@hmcmt.com**

Date of this notice: February 02, 2015

**Newly elected BOD for Term 2015-2017 as follow:
President KC Moore (K103); Vice President Toni Hoy (F102);
Treasurer David Masukawa (S201) & Director Bryan Hsu (H201)**




Presidents Day (United States), a federal holiday in the United States **on the third Monday of February**, selected because it was the birthday of George Washington.

Please sign up for the E-News!

Help us save trees and postage. Mahalo for your cooperation!

Simply send an email to our Resident Manager, **Melody Pai**, at melody@cliffsidevillages.com to sign up to receive this Newsletter via email.



Contact Information:

MANAGING AGENT:

Venissa Ah Sam, Mgmt Executive
Phone: (808) 593-6356
Email venissa@hmcmt.com
711 Kapiolani Blvd., Ste. 700
Honolulu, HI 96813
www.hmcmt.com

AOAO:

Phone/Fax: (808)676-6626
Email info@cliffsidevillages.com
94-105 Mui Place, #105
Waipahu, HI 96797
www.cliffsidevillages.com

RESIDENT MANAGEMENT:

Melody Pai, Resident Manager
2014 Accredited Residential Manager (ARM)
Member of the year winner -
Awarded by IREM Hawaii Chapter
Phone/Fax: (808)676-6626
After Hour Cell# (808)671-3275
Email melody@cliffsidevillages.com
94-100 Luluka Place, #L101
Waipahu, HI 96797



INFORMATION CORNER !!

Preventive Maintenance is the best way to save \$\$...

Preventative home maintenance, as the name implies can help you prevent more costly repairs down the road. For example, by trimming trees and bushes away from your foundation and making sure there is no wood-soil contact around the perimeter of your home. These conditions invite unwanted house pests like termites, ants and centipedes. Treatments for wood destroying insects can be costly, but nipping the infestation early on could save thousands of dollars on potential structural damage the insects can cause if gone untreated. This is why we schedule monthly Termite Inspection, quarterly Pest Control around your home to prevent pest infestation.

Here's a reminder of House Rule that will help you plan your preventive maintenance around your home:

According to Cliffside Villages House Rules # 13, PLUMBING LEAKS:

HR#13 (A.) Owners/Tenants are responsible to take timely action to repair plumbing leaks so as to conserve water and prevent damage to common area and / or adjacent units. Any damaged anywhere resulting from misuse of any plumbing apparatus in an apartment shall be repaired and paid for by the owner of the apartment.

May we suggest, that if you are planning to be away from home for more than 2 days, please turn off the following water supply in your unit:

- 1) Turn off the Water Supply: shutoff located under your toilet tank;
- 2) Turn off the water heater power supply from your circuit box located in your hallway

How to Turn Off a Toilet Shutoff Valve
By Damon Koch, eHow Contributor

A shutoff valve for a toilet is located near the floor, usually on the left side of the toilet. The valve allows for the supply of water to be shut off to the toilet without stopping the water for any other plumbing in the house. This is convenient for affecting repairs to the toilet. The shutoff valve is connected to the flush valve in the toilet via a water supply hose. **Remember, lefty loosely and righty tightly** carefully inspect the condition of the water supply valve which allows water to fill the toilet tank. This is usually a 90 degree angle valve. Overtime due to minimal use, this valve can become very stiff and brittle. Forcing it closed, and then fully open again can cause weeping, leaks, and breakage.

To attempt adjusting an older valve, it would be advisable to first wrap the valve in cloth and grip it firmly with a heavy pipe wrench, to prevent the valve from twisting the water lines while forcing the tap in or out. Trying to force an older valve open or closed, can easily unseat the fittings of the connecting water lines, and cause leaks.



**The Best Leak Prevention is
“Regular Plumbing Maintenance”
on your kitchen and bathrooms!**




INFORMATION CORNER !!

Preventive Maintenance is the best way to save \$\$...continue from Page 2



Soft, wet spots on your lawn could indicate an underground leak. Contact your plumber or landscape maintenance specialist if repairs are needed. **Don't use a hose to clean your sidewalk, patio, or driveway. Use a broom or rake for cleaning, and save hundreds of gallons of water. Use a pail and sponge instead of a running hose to wash your car.** Or, use a hose nozzle that shuts off water when you are not wetting or rinsing the car. Check all faucets, hoses and connectors periodically for leaks and to make sure they are in good working order. Make sure faucets are closed when not in use. If you do find a leaky faucet, change the washer — after turning off the shutoff valve. If you have a swimming pool, consider a new water-saving pool filter. Cover your spa or pool to reduce evaporation. Check your pool system's shutoff valve. If the water level stays higher than normal and it overflows when people are using it, call your plumber. Avoid purchasing recreational water toys that require a constant stream of water. Avoid the installation of ornamental water features (such as fountains) unless the water is recycled.

Please use a bucket when washing cars!



Remember your maintenance fees pay for all the water used at Cliffside Villages. When you waste water, it can affect your maintenance fees in the future. Use water wisely!

February 2015

Mon	Tue	Wed	Thu	Fri
2	3	4	5	6
9	10	11 	12	13 
Presidents' Day  16	BOD Meeting  17	18	 19	20
23	24	25	26	27

Cliffside Villages' Resident Management Office and Hawaiiiana Management Co., Ltd. will be closed for the following date: in observance of

Presidents' Day on February 16, 2015

Bulky Item Pick Up:

2nd Wednesday February 11, 2015

Monthly Termite Inspection:

3rd Thursday, February 19, 2015

Board of Directors Meeting will be held off site on: 3rd Tuesday of each month:

Tuesday, February 17, 2015 At 6:30 pm

WCA Conference Room

94-570 Pakela Street,



Waipahu HI 96797

Happy Valentine's Day!

Neighborhood Watch.... GET INVOLVED...Our Neighborhood Watch Program needs YOU!

Was your vehicle broken into recently? Were you Angry? Best solution is to keep an eye out or walk thru your parking lot and street fronting your building between: 10 pm to 5 am. Report to 911 when you see suspicious activities. Mondays thru Fridays from 7 am to 3 pm, report suspicious activity to Melody Pai, Resident Manager, at (808)676-6626 or email to melody@cliffsidevillages.com. Go to www.honoluluupd.org to download HPD report as follow:

Use this link to get statistics report for our District 3 - <http://www.honoluluupd.org/information/index.php>

Statistics Report will include:

[AUTO THEFT RECOVERY](#)

[BURGLARY](#)

[GRAFFITI](#)

[THEFT](#)

[MOTOR VEHICLE THEFT](#)

[UEMV \(Unauthorized Entry Into Motor Vehicle\)](#)

2015 BULKY COLLECTION CALENDAR

Note: Bulky items may be placed inside the Dumpster Enclosure for our landscape Staff to collect, if it is prior to the Bulky Item pick up date, which it is on the 2nd Wednesday of each month.

We *DO NOT HANDLE OLD MATTRESS OR LARGE APPLIANCES DUE TO NO VEHICLE OR STAFF TO MOVE THEM, PLEASE TAKE THEM TO A NEAR BY C&C CONVENIENCE CENTER, LOCATIONS BELOW:*

- 1) Waipahu Convenience Center-Located on Waipahu Depot Road, near the Honolulu Police Academy
- 2) Wahiawa Convenience Center - Located on 71-129 Wilikina Drive, where Kamananui Road meets Wilikina Drive.

February 2015

Sun	Mon	Tue	Wed	Thu	Fri	Sat
1	2	3	4	5	6	7
8	9	10	11	12	13	14
15	16	17	18	19	20	21
22	23	24	25	26	27	28

March 2015

Sun	Mon	Tue	Wed	Thu	Fri	Sat
1	2	3	4	5	6	7
8	9	10	11	12	13	14
15	16	17	18	19	20	21
22	23	24	25	26	27	28
29	30	31				

April 2015

Sun	Mon	Tue	Wed	Thu	Fri	Sat
			1	2	3	4
5	6	7	8	9	10	11
12	13	14	15	16	17	18
19	20	21	22	23	24	25
26	27	28	29	30		

May 2015

Sun	Mon	Tue	Wed	Thu	Fri	Sat
					1	2
3	4	5	6	7	8	9
10	11	12	13	14	15	16
17	18	19	20	21	22	23
24	25	26	27	28	29	30
31						

June 2015

Sun	Mon	Tue	Wed	Thu	Fri	Sat
	1	2	3	4	5	6
7	8	9	10	11	12	13
14	15	16	17	18	19	20
21	22	23	24	25	26	27
28	29	30				

July 2015

Sun	Mon	Tue	Wed	Thu	Fri	Sat
				1	2	3
4	5	6	7	8	9	10
11	12	13	14	15	16	17
18	19	20	21	22	23	24
25	26	27	28	29	30	31

August 2015

Sun	Mon	Tue	Wed	Thu	Fri	Sat
						1
2	3	4	5	6	7	8
9	10	11	12	13	14	15
16	17	18	19	20	21	22
23	24	25	26	27	28	29
30	31					

September 2015

Sun	Mon	Tue	Wed	Thu	Fri	Sat
		1	2	3	4	5
6	7	8	9	10	11	12
13	14	15	16	17	18	19
20	21	22	23	24	25	26
27	28	29	30			

October 2015

Sun	Mon	Tue	Wed	Thu	Fri	Sat
					1	2
3	4	5	6	7	8	9
10	11	12	13	14	15	16
17	18	19	20	21	22	23
24	25	26	27	28	29	30
31						

November 2015

Sun	Mon	Tue	Wed	Thu	Fri	Sat
1	2	3	4	5	6	7
8	9	10	11	12	13	14
15	16	17	18	19	20	21
22	23	24	25	26	27	28
29	30					

December 2015

Sun	Mon	Tue	Wed	Thu	Fri	Sat
		1	2	3	4	5
6	7	8	9	10	11	12
13	14	15	16	17	18	19
20	21	22	23	24	25	26
27	28	29	30	31		

January 2016

Sun	Mon	Tue	Wed	Thu	Fri	Sat
					1	2
3	4	5	6	7	8	9
10	11	12	13	14	15	16
17	18	19	20	21	22	23
24	25	26	27	28	29	30
31						